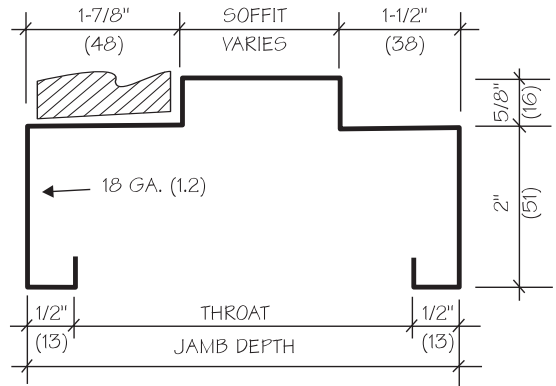
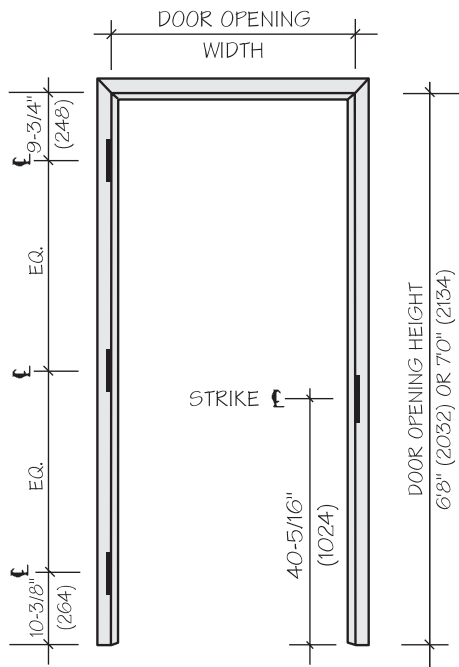
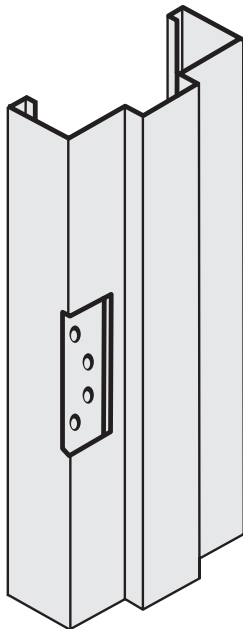


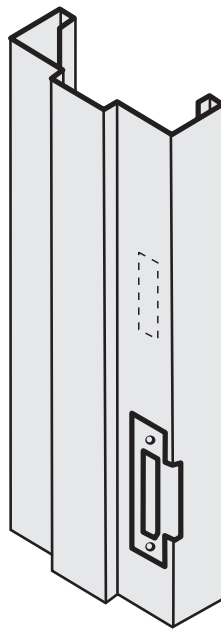
**K SERIES STANDARD FRAMES**



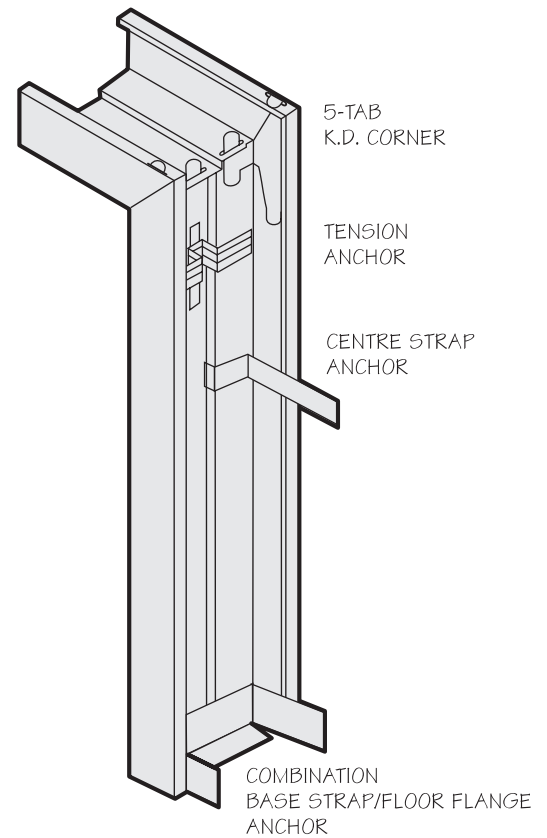
MODEL	THROAT	JAMB DEPTH	SOFFIT
350K	3-1/2" (89)	4-1/2" (114)	1-1/8" (28)
462K	4-5/8" (118)	5-5/8" (143)	2-1/4" (57)
487K	4-7/8" (124)	5-7/8" (149)	2-1/2" (64)
525K	5-1/4" (133)	6-1/4" (159)	2-7/8" (73)
675K	6-3/4" (172)	7-3/4" (197)	4-3/8" (111)



4-1/2" (114) HINGE PREPARATION—10 GA. (3.4) REINF. WITH DUST BOX



4-7/8" (124) STRIKE PREPARATION [ANSI A115.1] 14 GA. (2.0) REINF. WITH DUST BOX. MULTI-CENTRE DEADBOLT KNOCKOUT WITH DUST BOX.



PRINTED IN CANADA

PROJECT:

DATE:

SH: OF

LH

SWING KEY

RH