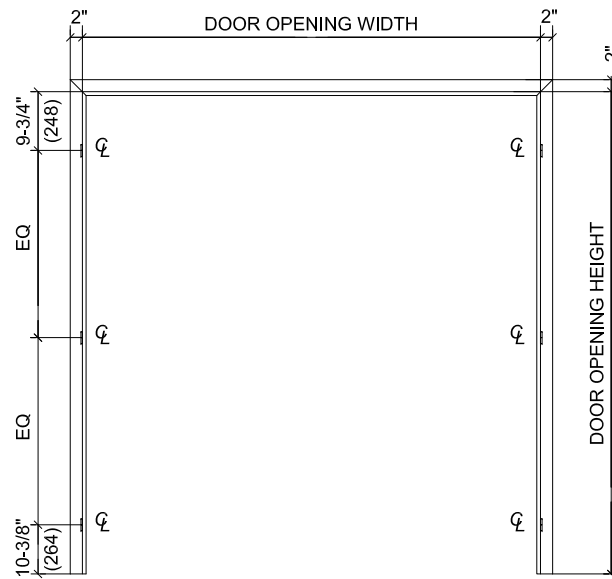
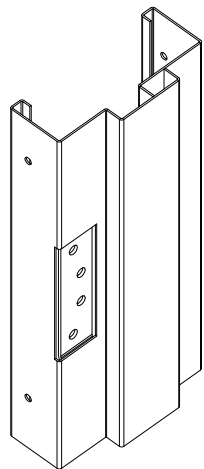
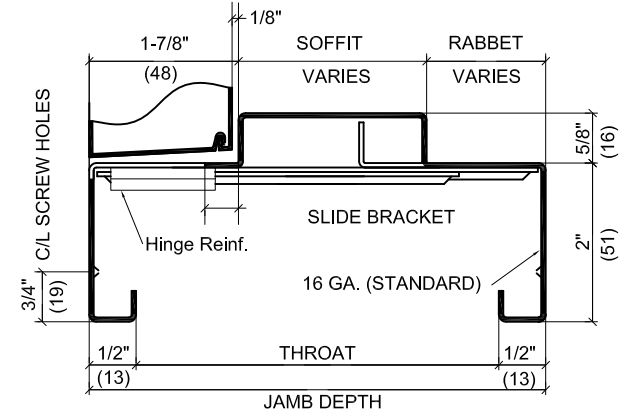


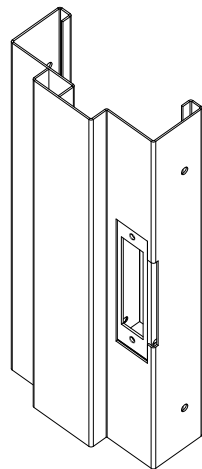
ELEV. # _____
FOR 1-3/4" SINGLE DOOR



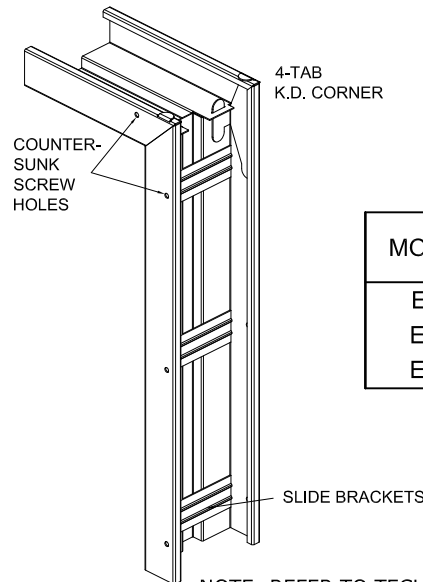
ELEV. # _____
FOR 1-3/4" DOUBLE DOORS



4-1/2" (114) UNIVERSAL HINGE PREPARATION
7Ga. (4.1) REINFORCEMENT WITH DUST BOX
FOR STANDARD OR HEAVY WEIGHT HINGES
D & T FOR #12-24 SCREW



4-7/8" (124) STRIKE PREPARATION [ANSI A155.1]
14 Ga. (2.0) REINFORCEMENT WITH DUST BOX
D & T FOR #12-24 SCREW



NOTE: REFER TO TECHNICAL DATA MANUAL FOR FULL FIRE RATING INFORMATION

MODEL	MINIMUM THROAT	MAXIMUM THROAT	SOFFIT
EF1	3-1/2" (89)	5-1/4" (133)	1-15/16" (49)
EF2	5-3/8" (137)	8-11/16" (221)	3-1/2" (90)
EF3	8-11/16" (221)	12" (305)	3-1/2" (90)

Drawing No.

DW16 SERIES EXPANDABLE FRAMES (DRYWALL FRAMES FOR 1-3/4" DOORS)

Date: 06/01/11

Drawn by: LX

PROJECT:

DAYBAR

SHEET:

○ OF ○